

ROBERT ROBINSON

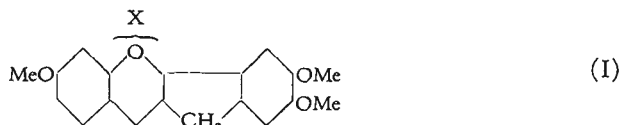
## Some polycyclic natural products

*Nobel Lecture, December 12, 1947*

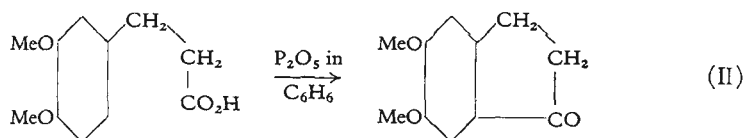
In dealing with this subject I do not propose to attempt any full description of a part of my researches in the fields of the alkaloids, plant colouring matters, or on the methods of synthesis of steroids, but rather to indicate some connecting threads and perhaps, in some places, to go a little behind the scenes. In 1905, I was privileged to be given a place in the private laboratory of my revered teacher, Professor W. H. Perkin, Jr. at the University of Manchester. The synthesis of limonene had just been completed and sylvestrene was the next objective. Such work involved long and laborious preparations and would not have suited my case. It was indeed a fortunate chance that Perkin introduced me instead to the catechol derivatives which, together with their cousins of the *meta* and *para* series, have befriended so many organic chemists, myself among them, by reason of the numerous colour reactions that they exhibit and by the versatility of their transformations. Perkin's idea was to prepare a series of hydroxylated coumarins from ethyl piperonylacetate and to study their dyeing properties. "My brother Arthur", he said, "is a dabhand with natural dyes and will help us". I made the desired ester, by adapting Claisen's elegant method for ethyl benzoylacetate, but not the coumarins, because of the interest that I very soon took in the brazilin problem. At that time experimental study was concentrated on brazilin and its derivatives. This was in the hands of one Johann Engels, supposed by the students to be a retired manufacturer working for his own satisfaction; he inhabited some subterranean cavern of the laboratory but emerged from time to time bringing gifts of most beautiful orange and crimson crystals to the private laboratory.

It seemed that the materials in my hands could be used in the brazilin investigation and I sought and obtained permission to turn in that direction. We soon encountered highly characteristic methylated brazylum salts, related to the isobrazilein sulphate of Hummel and A. G. Perkin (1882) and on the basis of the current brazilin structure of Perkin these were formulated as (I). There was no known method that could be applied to the synthesis of (I), except, perhaps, that of Billow. Attempts to devise a new process led to the

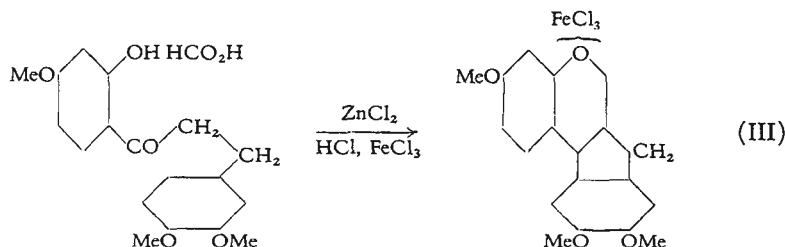
discovery of the condensation between salicylaldehydes and keto-methylenes in the presence of hydrogen chloride. This synthesis of pyrylium salts was independently and simultaneously described by Decker and Fellenberg (1907).



Applying it, *p*-methoxy-salicylaldehyde and 5:6dimethoxy- $\alpha$ -hydrindone (II) gave a chloride (and ferrichloride) corresponding to (I) and these salts were not identical with the isomerides derived from brazilin.



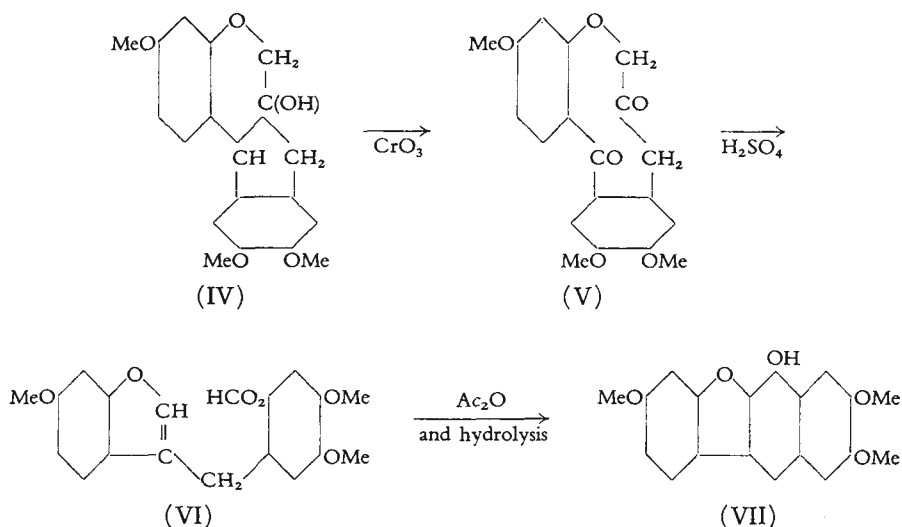
The accepted constitution of brazilin was established by syntheses of anhydrobrazilic acid and brazilinic acid (1908), deoxytrimethylbrazilone and trimethylbrazilone (1926-1928); parallel work by P. Pfeiffer), trimethoxy-brazyhum salts (with 'H. G. Crabtree, 1918) and certain of the hazmatoxylin analogues. The first synthesis of a substance containing the ring skeleton was that of trimethoxybrazylum ferrichloride (III).



The manifold and intriguing transformations of the brazilin molecule, particularly those of trimethylbrazilone (V), may now be said to be well understood but synthetical confirmation has not always been obtained.

Only this year my collaborator, K. W. Bentley, synthesized anhydro-trimethylbrazilone (VII) obtained from trimethylbrazilin (IV) by the stages (v) and (vi).

The study of brazilin and hazmatoxylin is by no means finished and in this



connexion I would like to make a general observation. The synthesis of brazilin would have no industrial value; its biological importance is problematical, but it is worth while to attempt it for the sufficient reason that we have no idea how to accomplish the task. There is a close analogy between organic chemistry in its relation to biochemistry and pure mathematics in its relation to physics. In both disciplines it is in the course of attack of the most difficult problems, without consideration of eventual applications, that new fundamental knowledge is most certainly garnered.

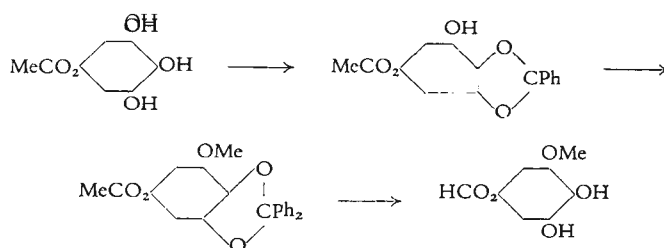
From the incidents of the brazilin investigation two fresh topics developed. In the first place the pyrylium salt synthesis led to the much later extension to the synthesis of anthocyanidins and still later to that of the anthocyanins (see below). Secondly the facile ring closure of 3:4-dimethoxyphenylpropionic acid to the ketone (II) suggested an application to the synthesis of papaverine. That was actually accomplished but not published owing to anticipation by Pictet and Gams (1909). Otto Wallach was in Manchester for a few days at that time and advised publication nevertheless. We did not act on this advice because our final intermediate was an oil and Pictet and Gams had crystallized it. Thirty years later I found that these crystals do not consist of the required compound, and Pictet and Gams must also have used the oil for the synthesis of papaverine.

A side-issue was that, as a small consolation for this disappointment, a new oxazole synthesis was developed by dehydration of the acylamino-ketones, prepared as models in the papaverine work. It was natural also to turn to

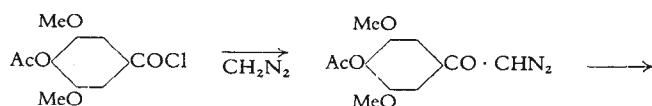
other members of the isoquinoline group of the alkaloids and this led in stages to the syntheses of narcotine, hydrastine and berberine, and to a general wider concern with alkaloid chemistry.

Some further connexions between apparently unrelated investigations are mentioned below although there have certainly been several fresh points of departure. Electronic theories of chemical reactions are not part of my present topic but it may be recalled that the condensation reactions of pseudo bases (carbinol-amines) and the C-alkylation of unsaturated amines were among the experimental foundations of my theoretical system and they arose from early work on alkaloids.

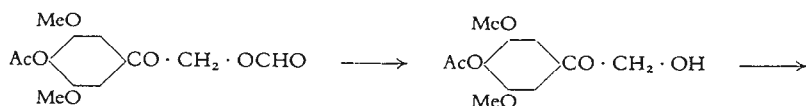
*Anthocyanins.* The general pyrylium salt synthesis, mentioned already, was found (with D.D. Pratt, 1922 etc.) to be applicable to the synthesis of the anthocyanidins. Then (with A. Robertson, 1926 etc.) it was first shown that glucosidylflavylium salts could be prepared and then some of the simpler anthocyanins were synthesized. It became chiefly a question of preparation of the necessary intermediates and this depended largely on the use of appropriate protecting groups. The following illustrates some special devices :



(with W. Bradley and G. Schwarzenbach, 1930)



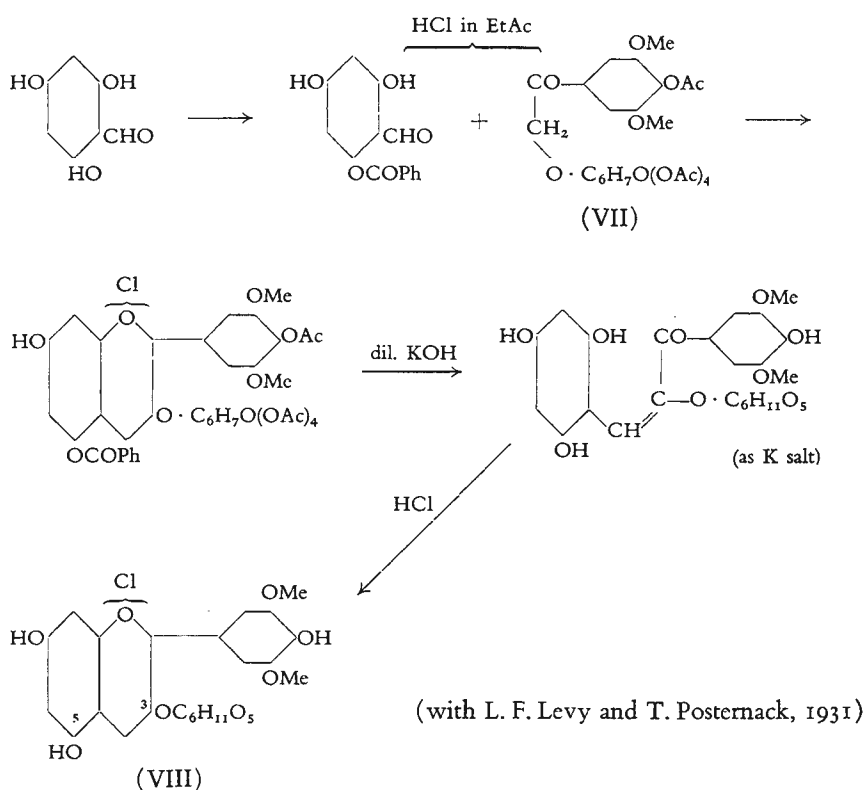
(with W. Bradley, 1928)



→ (VII, see p. 170)

The formation of diazoketones from acid chlorides and diazomethane was first observed in the course of these investigations and found to be of great service.

As the work proceeded the effort was made to reduce the protection of hydroxyl groups to the minimum and, rather as a *tour de force*, it was shown that cyanin could be synthesized even by use of unprotected components. In most cases, monobenzoylphloroglucinaldehyde was an effective starting point and if a sugar residue was required in the phloroglucinol nucleus that was adequate protection in itself. The following scheme, representing the synthesis of oenin chloride (VIII), is an illustrative example.



The important 3:5-diglucosides were synthesized in a similar fashion (with A. R. Todd, 1932) from the 2-tetra-acetylglucoside of phloroglucinaldehyde. This was fortunately obtained by direct aceto-glucosidation in acetonitrile solution.

Possession of the pure synthetic specimens of the anthocyanidins and chief anthocyanins enabled my wife and me to devise quick tests for these colouring matters which can be used with the material from a few flower petals. Hence it was possible to make a survey of anthocyanins. As a result one quite

The cosmetic pigment *carajura* formerly made by Indians of the Orinoco basin was found to contain crystallizable carajurin (X) (with E. Chapman and A. G. Perkin, 1927) which is the base of a somewhat similarly constituted flavylum salt.

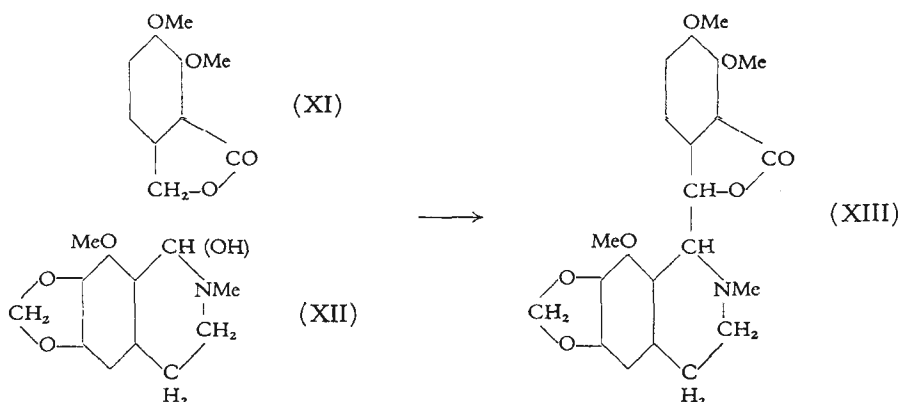


Only a brief reference can be made to the related subject of the anthoxanthins of the flavone and flavonol classes. Since partly methylated anthocyanidins could be synthesized so easily, it seemed desirable to acquire parallel powers in the more oxidized series and thus an entirely new method had to be devised. It was clear that the final stages would need to be more gentle than is prolonged boiling with concentrated hydriodic acid. The method eventually developed was the acylation of *o*-hydroxyacetophenones by means of an acid anhydride, and the hydrolysis of the acylated product. This process was applied in my laboratory to the synthesis of chrysin, apigenin, acacetin, luteolin, diosmetin, galangin, kaempferol, datiscetin, fisetin, quercetin, morin, myricetin, gossypetin and quercetagenin; it has become the standard flavone synthesis and has been considerably employed by other chemists. The synthesis of isorhamnetin (with T. Heap, 1926), a methyl ether of quercetin occurring in yellow Wallflowers, may be given in illustration.



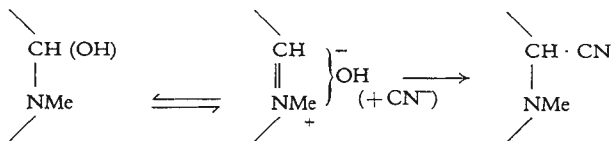
crotonate to be reactive; for example, it could be oxalylated. Therefore an alkaline catalyst was used, potassium carbonate was chosen in order to avoid hydrolysis of the  $\alpha$ -crotonate. The reaction gave a small yield of *dl*-narcotine ( $\alpha$ -gnoscopine) in boiling alcohol and this racemic substance was resolved, with some difficulty, into *d*- and *l*-narcotine (natural).

The yield was improved by employing halogenated meconines and on dehalogenation,  $\alpha$ -gnoscopine was obtained. Condensation of cotarnine with

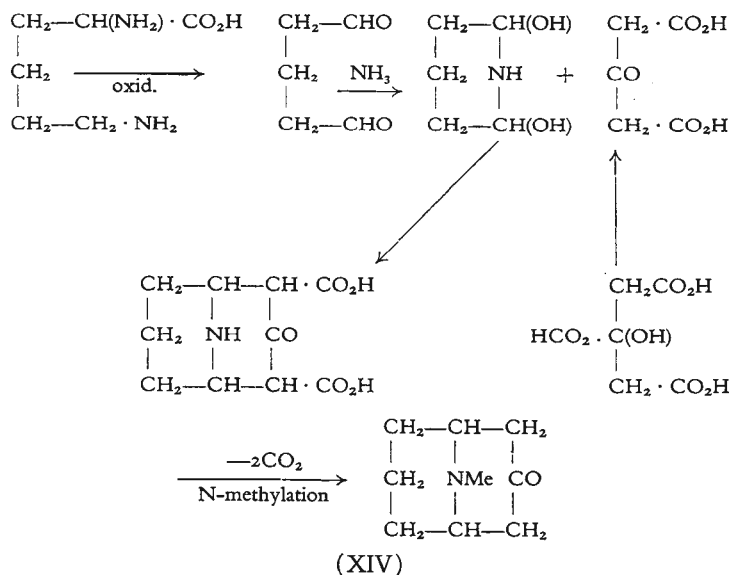


nitro-meconine afforded a nearly quantitative yield of a base recognized as nitro gnoscopine. On removal of the nitro-group ( $\text{NO}_2 \rightarrow \text{NH}_2 \rightarrow \text{NH} \cdot$ ,  $\text{N H}_2 \rightarrow \text{H}$ ;  $\text{N H}_2 \rightarrow \text{I} \rightarrow \text{H}$ )  $\beta$ -gnoscopine was produced. This could not be resolved but it was synthesized from *d*- and *l*-narcotines produced by partial racemization of the *d*- and *l*-narcotines. I will not pursue this topic except to mention that hydrastine and bicuculline have been synthesized in similar fashion. Hydrastine does not conform with narcotine in stereochemical configuration.

I have mentioned these researches chiefly because they introduced me to the facile condensation reactions of pseudo-bases, the carbinol-amines, of which cotarnine is very typical. The earlier work of Liebermann, and of Kropf, was greatly extended (with E. Hope, 1913). Cotarnine condenses very readily with alcohols, mercaptans, amides, ketones such as acetone and acetophenone, malonic ester and the like, phenylacetonitrile, indene, fluorene,  $\alpha$ -methylindole, nitromethane, 2:4-nitrotoluene, etc., etc. The reactive form is now considered to be the ammonium hydroxide and a typical case is represented by the formation of cyanodihydrocotarnine. The part formulae are:



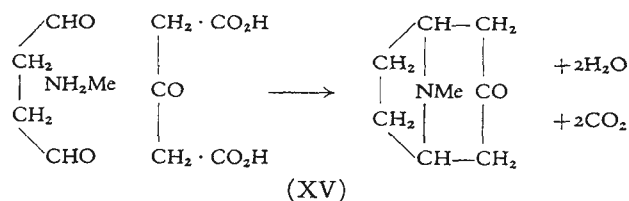
It was impossible not to be impressed with the smooth progress of such reactions and the conviction came that they must be of importance in Nature, especially since carbinol-amines can be regarded as oxidation products of amino-acids. These ideas germinated while still at the University of Manchester and developed during the period of tenure of my first Chair of Chemistry at Sydney, New South Wales. There I wrote down a possible biosynthesis of pseudopelletierine (XIV) from lysine and citric acid, based on pseudo-base condensations.



In the lower ring-homologous series the position of the carboxyl group of ecgonine seemed to give support to the hypothesis. On returning to England the opportunity arose at the University of Liverpool to test the scheme experimentally. We were in the midst of the First Great War and a shortage of atropine was threatened.

I found that succindialdehyde, methylamine, and acetonedicarboxylic acid or its calcium salt, mixed in aqueous solution at the ordinary temperature, gave a notable yield of tropinone (XV) after acidification. C. Schöpf has

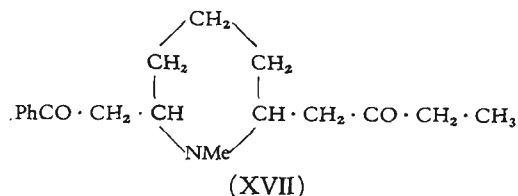
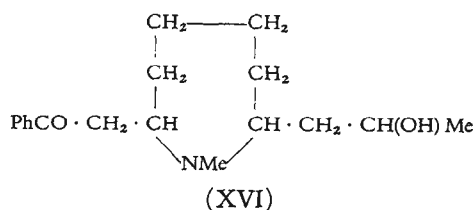
since shown that at so-called physiological pH the base is directly produced in very high yield.



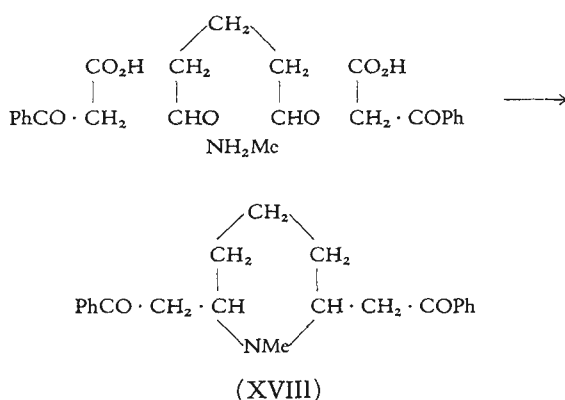
Other applications of this method of construction of bicyclic bases were made by replacing succindialdehyde by glutardialdehyde (pseudopelletierine) (with R. Menzies, 1924), adipdialdehyde, levulinaldehyde, thiodiacetaldehyde (also NMe (CH<sub>2</sub> · CHO)<sub>2</sub> and Se (CH<sub>2</sub> · CHO)<sub>2</sub> with B. K. Blount, 1932); the acetonedicarboxylic acid may be replaced by its semi-ester (Willstätter) so as to provide a synthesis of a stereoisomere of ecgonine.

The hypothesis that the tropine group is derived from omithine, or that both are derived from a common parent, was supported by Willstätter's recognition of  $\alpha\delta$ -tetramethyldiaminobutane among the coca bases, also proline, hygrine, and cuschygrine readily fell into line.

In 1917 I drew attention to certain structural relations of the alkaloids, many of which seem significant today, though after thirty years the paper needs to be re-written in detail. The pyrrolidine group was related to omithine and a C<sub>3</sub>-fragment, the acetone equivalent. The piperidine group was similarly related to lysine and the C<sub>3</sub>-fragment. The existence of a still higher homologous group is just indicated by Wieland's studies of the alkaloids of lobelia (1921 etc.) because lobinine is supposed to be (XVI).



However the other alkaloids of lobelia are clearly members of the lysine group and C. Schöpf (1929) synthesized lobelanine (XVIII) by an adaption of the pseudopelletierine method. Glutardialdehyde, benzoylacetic acid, and methylamine, mixed together in buffered solution at pH 4.5, furnished the alkaloid.



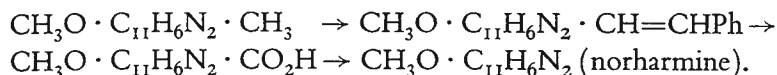
The exceptional case of lobanine should be re-investigated; the evidence does not exclude the structure (XVII) and an additional carbon atom in the C<sub>3</sub>-fragment presents no serious difficulty.

The structural or biogenetic relations of plant products as deduced from the recognizable architectural components of the molecules have been consistent guides in my investigations. An early instance was the change proposed in the constitution of berberine (1910). It seemed highly improbable that hydrastine and berberine, congeners in *Hydrastis canadensis*, could have totally differently oriented methoxyl groups. The change suggested was justified by the first synthesis of berberine by way of oxyberberine (with Perkin and Ray, 1925). Similar considerations underlay the revision of the structures of morphine and its relatives, made with J.M. Gulland in 1923-1924. As a recent development of this topic was the subject of my Presidential Address to the Royal Society a few days ago, I will not pursue it here.

But the most fruitful thought along these lines was that which led to the establishment of an indole group of the alkaloids (with Perkin and Kermack).

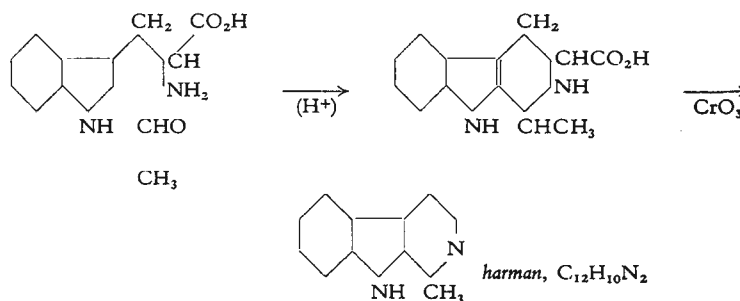
Here I remember very clearly the sequence of events and must admit that this was obscured in the publication. Otto Fischer had degraded harmine, C<sub>12</sub>H<sub>9</sub>N<sub>2</sub> · OCH<sub>3</sub>, to harman, C<sub>12</sub>H<sub>10</sub>N<sub>2</sub>, and the first clue arose from writing down the possible, or at least the most likely, structures for this sub-

stance. A great many of them would be methyl derivatives,  $C_{11}H_7N_2 \cdot CH_3$ , of  $C_{11}H_8N_2$  which is the formula of a tricyclic aromatic substance containing benzene, pyrrole, and pyridine nuclei. Hence in 1912 we sought, and found, this methyl group, and also eliminated it. This was made easy by the fact that harmine, like quinaldine, forms a benzyldene derivative:



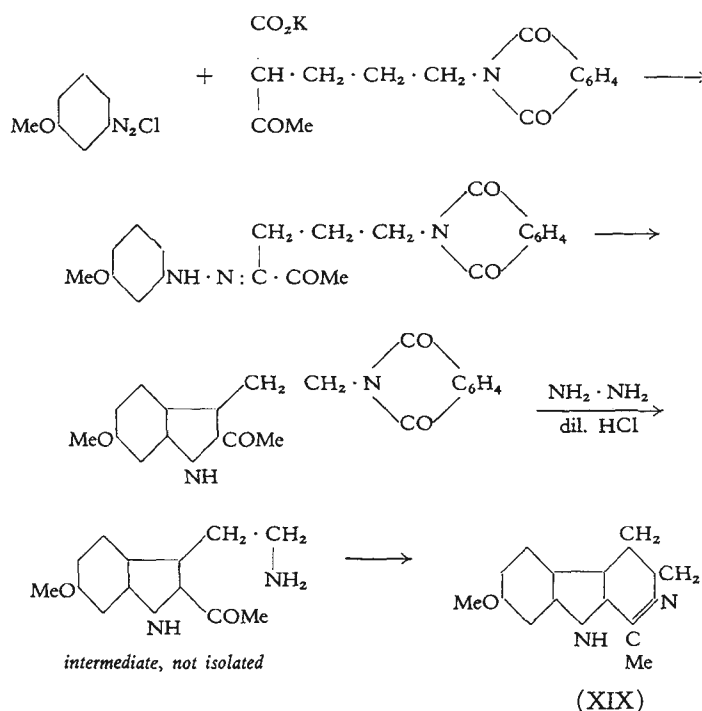
Later, norharman,  $C_{11}H_8N_2$ , was prepared by removing the methoxyl group from norharmine or the methyl group from harman.

It seems incredible that the next step was not taken until some years had elapsed. One day, when in Liverpool, I happened to wish to refer to Richter's Lexicon for the melting point of a methylnaphthiminazole,  $C_{12}H_{10}N_2$ . It was interesting to see an old friend, harman, as No. 16 and a little further I noticed (No. 19) Verbindung (aus Tryptophan) and a Zentralblatt reference of 1903. The paucity of the information and the coincidence induced me to read the original (Hopkins and Cole, 1902). The base from tryptophan had m.p.  $238^\circ$  which was a few degrees higher than that attributed to harman but otherwise the properties of the two substances, especially the characteristic fluorescence in acid solution, were identical. Later the m.p. of harman was raised to  $238^\circ$  and direct comparison with a specimen of Hopkins' base proved the identity. The mystery of the formation of a  $C_{12}$  base by oxidation of tryptophan ( $C_{11}$  and loss of  $CO_2H$  occurs) with aqueous ferric chloride was easily resolved. The mixture had been extracted with ether and left for a few days; there is little doubt that alcohol in the ether was a source of acetaldehyde. It was in fact possible to synthesize harman by condensation of tryptophan with acetaldehyde followed by oxidation, or by joint oxidation of tryptophan and alanine.



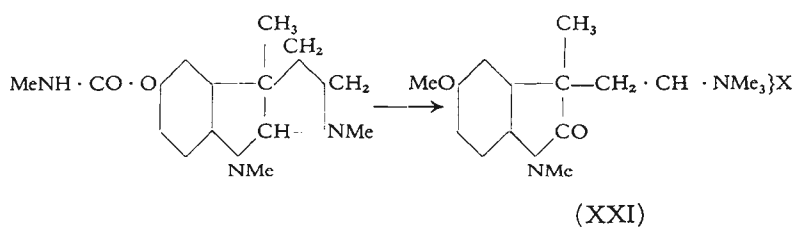
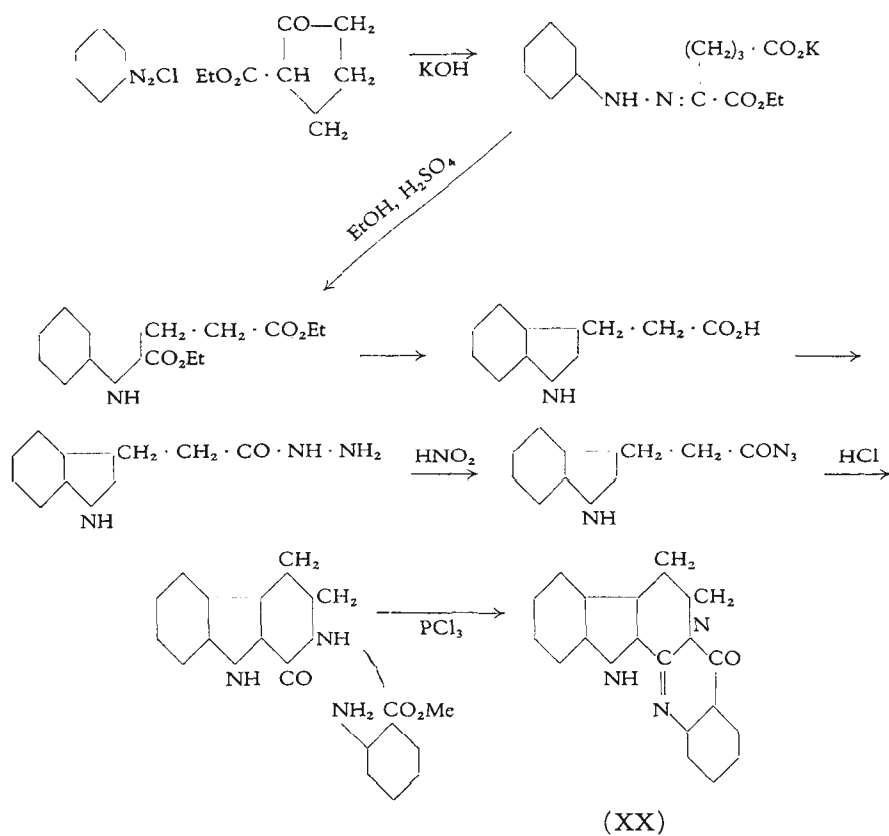
Harman was later found by Späth to be identical with the alkaloid aribine.

Numerous syntheses of harmine and its analogues and degradation products have been effected and perhaps the most interesting is that of the alkaloid harmaline (dihydroharmine) (XIX) carried out by R. H. F. Manske in my laboratory at Manchester (1927).

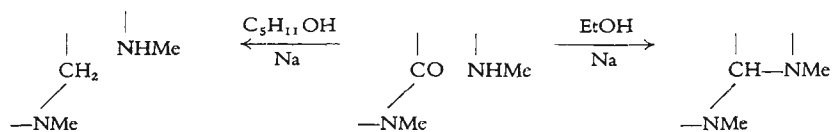


This was the first example of the use of hydrazine for the hydrolysis of a phthalimide. The rapid expansion of the indole group of the alkaloids was phenomenal. Our norharman was identified by Asahina with a degradation product of evodiamine and in collaboration we synthesized rutaecarpine (XX) (with R.H.F.Manske).

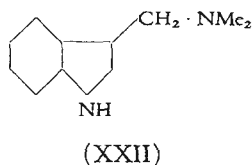
By analogy with the C-methylation that evidently leads to corydahne in Nature, and with the laboratory C-methylation of indoles, an angle-methyl formula based on a hydroxytryptophan was suggested for eserine (cf. E. Stedman and G.Barger, *J. Chem. Soc.*, 127 (1925) 248). This view was first synthetically confirmed by the synthesis and resolution of the quaternary salt (XXI) which can also be obtained from eserine (with H. Sugimoto and F. E.King, 1932-1935)



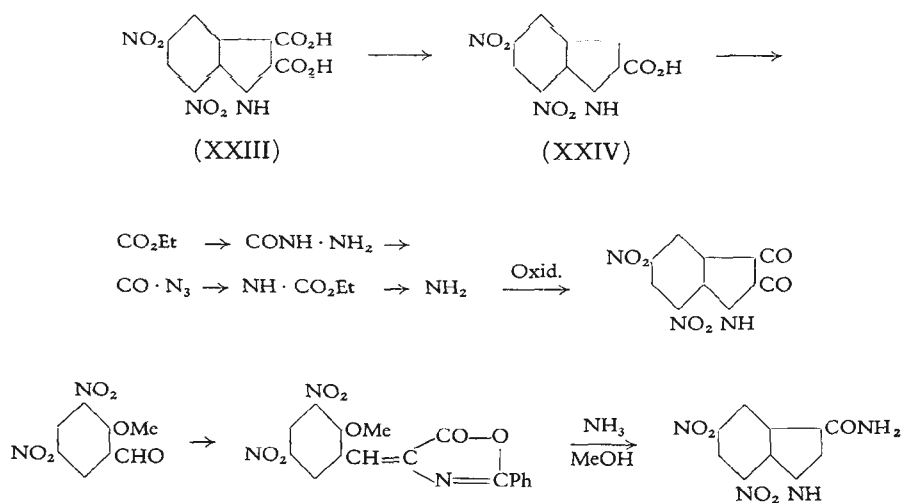
The complete synthesis of eserine was accomplished by Julian and Piki (1925). We missed it because we used sodium and amyl alcohol for a reduction which was carried beyond the desired stage.



The indole group now includes many types varying from the remarkably simple gramine (donaxine) (XXII) of von Euler and collaborators (1932) to the complex ergot alkaloids, yohimbine, rauwolfine, calycanthine, etc., which I must be content to merely mention. The fact that strychnine and brucine are indole derivatives was first definitely proved by the examination



of dinitro-strycholcarboxylic acid (XXIII), which was obtained by Tafel by simultaneous oxidation and nitration of strychnine. It was systematically degraded to dinitro-isatin (with K. N. Menon, 1931), and dinitrostrychol (XXIV) was later synthesized (with P. Hill, 1933).



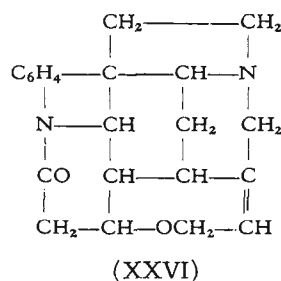
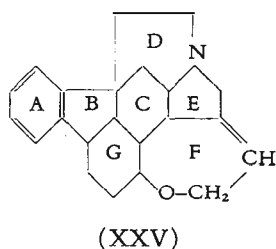
The interlocking developments of the chemistry of strychnine and brucine cannot be usefully summarized and demand separate treatment. This is a most fascinating molecule and with its seven fused rings it is a kind of organic chemist's playground. For many years to come it will provide material for degradative studies. Nevertheless I believe that the problem of its constitu-

tion is finally solved in every detail. For a long time the formula (XXV) seemed satisfactory but in 1945 Prelog and Szpilfogel gave good reasons for supposing that ring E is six-membered. Other evidence in the same direction has since accumulated. The chemistry of neostrychnine, an isomeride depending on a change in position of a double bond, created some temporary difficulties. These have been overcome by the recognition that neostrychnine

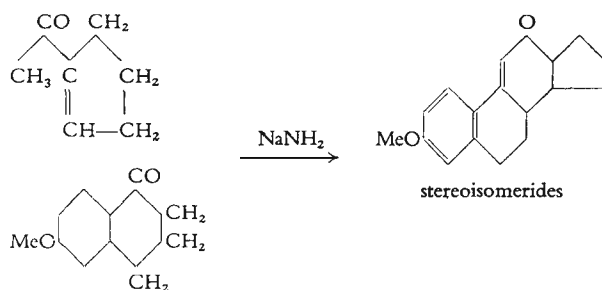
contains  $\text{N}-\overset{\alpha}{\text{CH}}=\overset{\beta}{\text{C}}$ , which can be oxidized by perbenzoic acid to  $\text{N} \cdot \text{CHOCO}$ , and changed by bromine to a bromo-hydrobromide

which in warm water becomes  $\text{N}-\overset{\beta}{\text{C}}(\text{H})-\overset{\alpha}{\text{C}}\text{H}\text{O}$ , HBr (with R. N. Chakravarti, 1945-1946). After careful and prolonged consideration I am satisfied that strychnine is (XXVI) (*Experientia*, 1946) and that no alternative can now be entertained.

A tribute must be paid here to the memory of Hermann Leuchs whose brilliant experimental work is admired by all students of this subject.



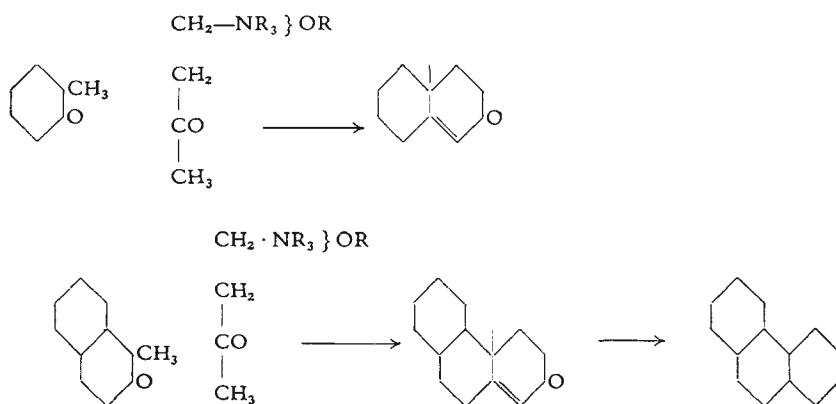
*Synthesis in the steroid groups.* This investigation sprang from a new point of departure and was at first a survey of the methods applicable to the building of the ring skeletons of the steroid hormones. Again it cannot be shortly summarized and I will speak of a few sections only. The early methods (with E. Schlittler and J. Walker, 1935-1937) encountered stereochemical obstacles when directed towards oestrone; Bachmann made much better use of these routes in his synthesis of equilenin. We always tried to shorten the synthesis by coupling together two components and one promising device (with W. Rapson and D. A. Peak, 1936-1937) is shown in the scheme:

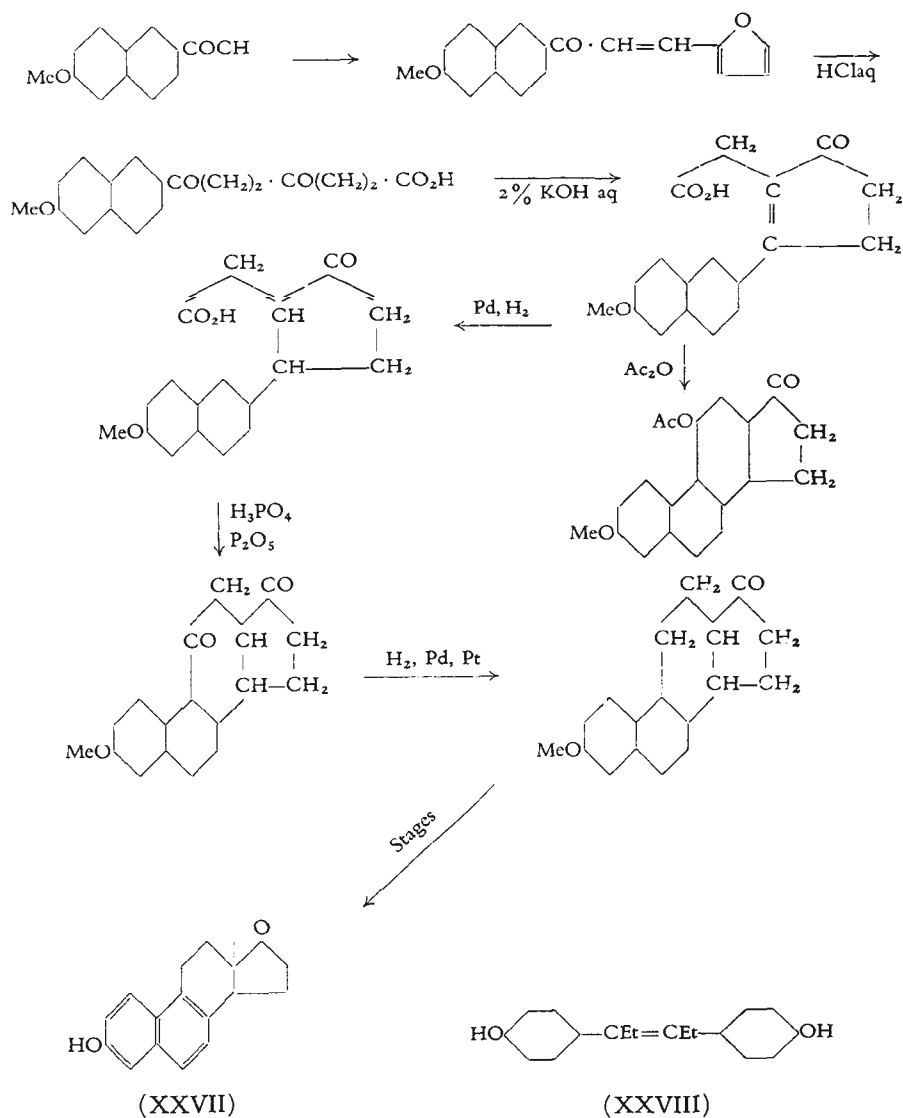


A synthesis of isoequilenin (XXVII) (1938, and with A. Koebner, 1941; also with (Mrs.) R. Jaeger and A. F. Birch, 1945) proceeds by way of some very easily accessible substances, representing the most convenient method of procuring cyclopentenophenanthrene derivatives (see scheme on p. 183).

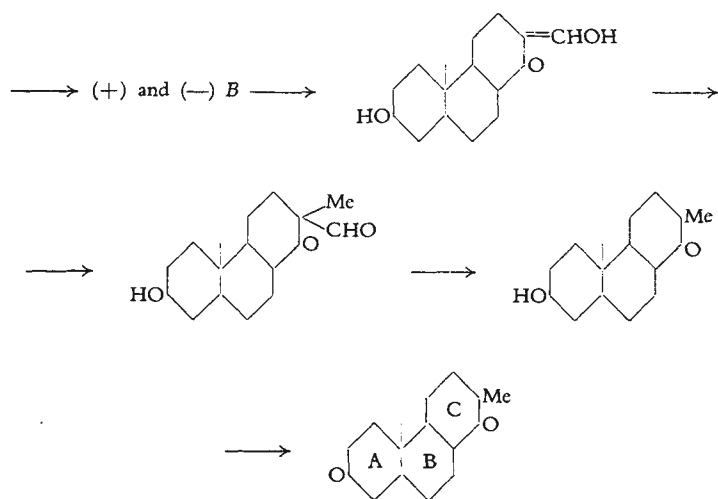
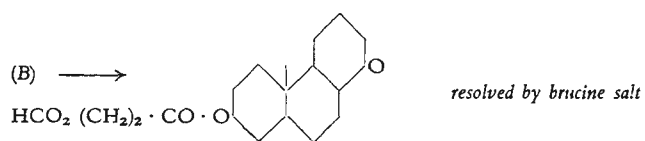
In the last stages the methylene group adjacent to carbonyl was changed to : C : CH · NMePh, and the angle-methine group was then methylated and the protecting group removed by hydrolysis. Incidentally it may be mentioned that co-operation with Professor E. C. Dodds led to the synthesis of a number of diphenylethane and stilbene derivatives which were found to be strongly oestrogenic. Excellent recent work by Dr. P.M. F. Bishop has shown that stilboestrol (XXVIII), one of the first of these substances to be produced, is still the most potent synthetic oestrogen in man, claims for other substances are based on animal experiments only.

The most hopeful line of synthesis, at present being developed, is that starting with 1:6-dihydroxynaphthalene and employing a method of building on a new ring that was elaborated at an earlier stage. It depends on the use of the metho-salt of a Mannich base as an equivalent of an unsaturated





ketone. Thus  $\text{CH}_3\text{CO} \cdot \text{CH}_2 \cdot \text{CH}_2 \cdot \text{NEt}_2\text{Me}$  I, and a basic agent such as  $\text{NaNH}_2$  or  $\text{NaOEt}$ , is used instead of  $\text{CH}_3 \cdot \text{CO} \cdot \text{CH}=\text{CH}_2$ . Michael-reaction-like addition, followed by ring closure, occurs to cyclic ketones and fortunately attack of  $-\text{CHMe} \cdot \text{CO}-$  seems to be favoured as compared with that of  $-\text{CH}_2 \cdot \text{CO}-$  (with E.C. du Feu and F.J. McQuillin, 1937; with F. Weygand, 1941).



A second precedent investigation is that on the reduction of 2-methoxynaphthalene. With sodium and alcohol this gives a dihydro-derivative, easily hydrolysed by acids to 2-tetralone (with J. W. Cornforth and Mrs. R.H. Cornforth, 1942) (see scheme at bottom of p. 182).

The synthesis shown on p. 184 represents the high-water mark of our achievement in this field and was only made possible by the skill and pertinacity of Dr. J. W. Cornforth.

This last substance from (+) *B* is completely identical with a tricyclic diketone made from a degradation product of desoxycholic acid by H. Reich (1945). The fusion of rings A : B is *cis* and that of B : C is *trans*; hence the prospect for the complete synthesis of coprosterol (and therefore of cholesterol) is a bright one.

I conclude with an expression of deepest gratitude and appreciation to all of my numerous co-workers; any success which I have had was due to their unsparing efforts. Though it might be invidious to mention individuals, yet I may be allowed to say how much I owe to the constant help of my wife, not quite my first, but much my most consistent collaborator, and over the longest period of years.